

JESUS WANTS TO BE
MY FRIEND FOREVER.

WEEK
ONE
JULY 2020

SMALL GROUP
3-5
YEAR-OLDS



first look™

TEAM

CEO

Reggie Joiner

DIRECTOR OF MESSAGING

Kristen Ivy

DIRECTOR OF PRESCHOOL STRATEGY

Brittany Compton Robertson

DIRECTOR OF CURRICULUM

Kathy Hill

DESIGN AND BRAND MANAGER

Sharon van Rossum

CREATIVE TEAM

Brittany Compton Robertson

Kathy Hill

Autumn Ward

Ashley Hiers

Donna High

Sharon van Rossum

Deb Springer

McKenzie Causey

Missy Purcell

WRITERS

Donna High

Emily Meredith

Autumn Ward

Ashley Hiers


USER AGREEMENT

Scripture quotations marked NLV are taken from the HOLY BIBLE, New Life Version. Copyright © 1969-2003 by Christian Literature International, P.O. Box 777, Canby OR 97013. Used by permission.

These resources are intended to be downloaded and printed for use by the subscribing entity only and may not be electronically transferred to or duplicated by other non-subscribing entities. Any unauthorized reproduction of this material or incorporation into a new work is a direct violation of US copyright laws. ©2019 The reThink Group. All rights reserved. First Look® and the First Look® logo are trademarks of The reThink Group.

“STATEMENT OF FAITH” USER AGREEMENT

Orange gladly grants permission to churches, schools, and other licensees to tailor First Look® materials to fit their unique leadership requirements, locale and format preferences, and physical environment needs. However, if you wish to edit the content substantively, including Bible stories, learning activities, scripts, and any other content in which biblical principles and concepts are presented, you are obligated to do so within the doctrinal guidelines we've expressed in our Statement of Faith.



PRELUDE


SOCIAL

WORSHIP

STORY

GROUPS

HOME



BIBLE STORY

I spy someone Jesus loves,
no matter what.

PETER'S DENIAL
LUKE 22:54-62;
JOHN 21:15-19;
EPHESIANS 2:8-9

MEMORY VERSE

"These are written so that you
may believe that Jesus is the
Christ, the Son of God."

JOHN 20:31, NLV

KEY QUESTION

Who can believe in Jesus?

BOTTOM LINE

I can believe in Jesus.

BASIC TRUTH

Jesus wants to be my friend
forever.

PRELUDE: Setting the tone for the experience

For Leaders Only
Monthly Overview
Create the Environment

15
MIN

SOCIAL: Providing time for fun interaction

Offer one or more of these activities as preschoolers arrive.
Pass It On
In the Heart
I Spy a Letter

10
MIN

WORSHIP: Inviting people to respond to God

I Spy
Jesus Loves Me Remix

10
MIN

STORY: Communicating God's truth in engaging ways

Introductory Sketch
Bible Story
Prayer

25
MIN

GROUPS: Creating a safe place to connect

Offer as many of these activities as your time, facilities, resources, and leadership allow.
Voices
Story Order
Yes or No
I Spy Hugs!
Magnify
Journal and Prayer

HOME: Prompting action beyond the experience

Going Home
Parent Cue



15 MINUTES

BIBLE STORY

I spy someone Jesus loves,
no matter what.

PETER'S DENIAL
LUKE 22:54-62;
JOHN 21:15-19;
EPHESIANS 2:8-9



MOVE

an activity that uses a preschooler's natural desire to move
to help them learn

MEMORY VERSE

"These are written so that you
may believe that Jesus is the
Christ, the Son of God."

JOHN 20:31, NLV

KEY QUESTION

Who can believe in Jesus?

BOTTOM LINE

I can believe in Jesus.

BASIC TRUTH

Jesus wants to be my friend
forever.

1. PASS IT ON

WHAT YOU NEED: Ball pit balls, two laundry baskets, carpet squares or construction paper and painter's tape

WHAT YOU DO:

BEFORE THE ACTIVITY: In the activity area, lay the carpet squares on the floor to create a row. If using construction paper, tape down each piece to the floor with painter's tape to create the row. Place all of the balls in one of the laundry baskets and set on one end of the row. Set the second, empty laundry basket at the opposite end.

DURING THE ACTIVITY: Have the children stand shoulder to shoulder in a line on the squares. Encourage the child on the end to pick up one ball and pass it to the next child. The children will pass the ball down the line to the other end. The child on the opposite end will place the ball in the basket. Continue until all of the balls are passed down the line.

Move the children around so that you have two different children at the ends of the line. Then, repeat the activity.

AFTER THE ACTIVITY: Gather all of the balls and baskets and set aside.

WHAT YOU SAY:

BEFORE THE ACTIVITY: "Hi, everyone! There are so many sweet friends here today. Friends are so important, aren't they? Friends can help each other. I want us to work together to move ALL of these balls from this basket to the empty one on the other end. Let's line up shoulder to shoulder with our friends on these squares."

DURING THE ACTIVITY: "Let's work together to pass the balls, one at a time, all the way down the line and put them in our empty bin! Let's continue until we've moved every single ball."

AFTER THE ACTIVITY: "Great job, friends! I love how you worked together. Friends are so fun! We'll hear, today, about one of Jesus' closest friends, Peter. I can't wait!"

TRANSITION: Move to Worship and Story by calling out things for them to do with their friends. Children should select a different friend for each example. Examples: give a high five; pat a friend gently on the back; give a friend a handshake; give a thumbs up; give a wink; wave to a friend; say, "Hi, friend!"



PRELUDE

SOCIAL

WORSHIP

STORY

GROUPS

HOME

15 MINUTES

BIBLE STORY

I spy someone Jesus loves,
no matter what.

PETER'S DENIAL
LUKE 22:54-62;
JOHN 21:15-19;
EPHESIANS 2:8-9

MEMORY VERSE

"These are written so that you
may believe that Jesus is the
Christ, the Son of God."

JOHN 20:31, NLV

KEY QUESTION

Who can believe in Jesus?

BOTTOM LINE

I can believe in Jesus.

BASIC TRUTH

Jesus wants to be my friend
forever.



PLAY

an activity that encourages preschoolers to follow guidelines
while having fun and learning new concepts

2. IN THE HEART

WHAT YOU NEED: Red butcher paper, dark colored markers, pencil, scissors,
and wall tape

WHAT YOU DO:

BEFORE THE ACTIVITY: Draw a large heart on the butcher paper and cut it
out. Place the heart on a table or the floor in the activity area.

DURING THE ACTIVITY: Give each child a marker and encourage them to
draw themselves, friends, and family members onto the heart.

AFTER THE ACTIVITY: Play "I Spy" using the drawings on the heart. Spy each
child's drawing on the heart.

WHAT YOU SAY:

BEFORE THE ACTIVITY: "Who does Jesus love? (Pause.) Yes! Everyone! Jesus
loves everyone."

DURING THE ACTIVITY: "Use the markers to draw people Jesus loves in the
heart. (Point.) Jesus loves everyone! You can draw yourself, your friends, and
your family."

AFTER THE ACTIVITY: "WOW! You did a great job drawing people Jesus
loves! Jesus loves everyone! Let's play 'I Spy'! I spy on the heart (point), [a
child's name]'s picture! (Children point.) Jesus loves [child's name]!" (Continue
with each child.)

TRANSITION: Move to Worship and Story by drawing a heart with your finger
in the air as you walk to the story area.



PRELUDE

SOCIAL

WORSHIP

STORY

GROUPS

HOME

15 MINUTES

BIBLE STORY

I spy someone Jesus loves,
no matter what.

PETER'S DENIAL
LUKE 22:54-62;
JOHN 21:15-19;
EPHESIANS 2:8-9



EXPLORE

an activity that channels a preschooler's innate curiosity into a discussion
of the week's crucial concepts

MEMORY VERSE

"These are written so that you
may believe that Jesus is the
Christ, the Son of God."

JOHN 20:31, NLV

KEY QUESTION

Who can believe in Jesus?

BOTTOM LINE

I can believe in Jesus.

BASIC TRUTH

Jesus wants to be my friend
forever.

3. I SPY A LETTER

WHAT YOU NEED: Large zip-top bags, one per two children; hair gel; foam letters; and packing tape (*NOTE: Try to place a "J" for "Jesus" in each bag.*)

WHAT YOU DO:

BEFORE THE ACTIVITY: Fill the zip top-bags with several foam letters and hair gel. Push out all extra air and seal the bag. Lay the bags flat on the table and tape around each edge with the packing tape to secure to the table. If possible, provide one prepared gel bag for every two children.

DURING THE ACTIVITY: Have two children gather around each bag. Call out a friend's name, identify a letter in that name, then encourage the children to search for that letter in their bag. Try to call out each child's name.

AFTER THE ACTIVITY: Pull tape off and remove each bag from the table to set aside.

WHAT YOU SAY:

BEFORE THE ACTIVITY: "Friends, gather around the tables. Find a friend and stand next to one of the discovery bags. What do you see in your bags? (*Pause.*) Yes, letters! Let's spy some letters together."

DURING THE ACTIVITY: "I have a friend named, [child's name]. What letter does it start with? (*Pause.*) Yes! Let's search our bags for [appropriate letter]. (*Repeat with the other names in the class. If the first letter of the name isn't in the bag, call out a different letter in the name.*)"

"Today, we're going to hear about a friend who loves us, no matter what! Do you know who it is? (*Pause.*) Yes, Jesus! That starts with a 'J.' Can you find a 'J' in your bag? (*Pause.*) Great job!"

AFTER THE ACTIVITY: "Let's go hear about Jesus who loves us, no matter what!"

TRANSITION: Move to Worship and Story by calling out different names from your class. As you call out each name, ask the children to identify the letter at the beginning of that name. For older preschoolers, you can ask them to make that letter with their fingers. So, if your friend's name is Kathy, you would call it out, lead the children to identify the letter "K," then lead older children to create a "K" with their fingers.



PRELUDE

SOCIAL

WORSHIP

STORY

GROUPS

HOME

25 MINUTES

**HEAR
FROM GOD**
MEMORY VERSE
REVIEW



MOVE

an activity that uses a preschooler's natural desire to move to help them learn

BIBLE STORY

I spy someone Jesus loves,
no matter what.

PETER'S DENIAL
LUKE 22:54-62;
JOHN 21:15-19;
EPHESIANS 2:8-9

MEMORY VERSE

"These are written so that you
may believe that Jesus is the
Christ, the Son of God."

JOHN 20:31, NLV

KEY QUESTION

Who can believe in Jesus?

BOTTOM LINE

I can believe in Jesus.

BASIC TRUTH

Jesus wants to be my friend
forever.

1. VOICES

WHAT YOU NEED: No supplies needed.

WHAT YOU DO:

BEFORE THE ACTIVITY: Have the children stand in front of you.

DURING THE ACTIVITY: Invite the children to say the verse with you in several different animal voices. The animal voices are mouse (*high, squeaky voice*), lion (*low, growly voice*), bird (*singing voice*), and a snake (*whisper and say, "SSS" between words*). Repeat as desired.


WHAT YOU SAY:

BEFORE THE ACTIVITY: "We have a really cool verse that we have been practicing. Today, let's practice saying our verse in fun animal voices!"

DURING THE ACTIVITY: "Let's be a mouse and say our memory verse. (*In a high, squeaky voice*) We can say it like this! 'These are written so that you may believe that Jesus is the Christ, the Son of God,' John 20:31. Great job! You are wonderful mice.

"Now, let's be lions! (*In a low, growly voice*) We can say it like this! (*Repeat verse in lion's voice.*) You are fierce lions!" (*Continue the activity with all of the voices.*)

AFTER THE ACTIVITY: "That was so much fun! No matter how we say it, our memory verse tells us that God gave us the Bible so that we can believe in Jesus! **Who can believe in Jesus? I can believe in Jesus!**"



PRELUDE

SOCIAL

WORSHIP

STORY

GROUPS

HOME

25 MINUTES

**TALK
ABOUT GOD
BIBLE STORY
REVIEW**



EXPLORE

an activity that channels a preschooler's innate curiosity into a discussion of the week's crucial concepts

BIBLE STORY

I spy someone Jesus loves,
no matter what.

**PETER'S DENIAL
LUKE 22:54-62;
JOHN 21:15-19;
EPHESIANS 2:8-9**

2. I SPY THE LIFE OF JESUS

WHAT YOU NEED: "Large Bible Story Images" and "Small Bible Story Images" Activity Pages; cardstock; and scissors

WHAT YOU DO:

BEFORE THE ACTIVITY: Copy "Large Bible Story Images" onto cardstock, one set of images per small group. Copy "Small Bible Story Images" onto cardstock and cut apart, one page per child.

DURING THE ACTIVITY: Gather the children to sit in a circle in your activity area. Pass out a set of "Small Bible Story Images" to each child. Sit in the circle with the children with a set of "Large Bible Story Images." Hold up each image and identify what's happening in each picture. Work with the children to put the pictures in story order. Encourage the children to lay their set of images on the floor in front of them in story order.

AFTER THE ACTIVITY: Gather the sets of images from children and set aside for pick up.

MEMORY VERSE

"These are written so that you may believe that Jesus is the Christ, the Son of God."

JOHN 20:31, NLV

WHAT YOU SAY:

BEFORE THE ACTIVITY: "Friends, come sit with me! Let's sit in a circle and talk about today's Bible story."

KEY QUESTION

Who can believe in Jesus?

DURING THE ACTIVITY: "Everyone, lay your pictures out on the floor in front of you. Do you see the numbers at the bottom of each picture? Can you put them in order: 1, 2, 3, 4? I have a set of the same pictures. Let's look at each picture from the story and talk about what's happening."

BOTTOM LINE

I can believe in Jesus.

(Hold up Image #1.) "I see Peter and Jesus in this picture. What are they doing? (Pause.) Yes, fishing! Peter and Jesus were friends and spent a lot of time together."

BASIC TRUTH

Jesus wants to be my friend forever.

(Hold up Image #2.) "Peter was standing around the fire with a group of people. When someone asked Peter if he knew Jesus, what did he say? (Pause.) That's right, he said, 'No.'"

(Hold up Image #3.) "Jesus is looking at Peter, and Peter looks sad. Why was Peter sad? (Pause.) Peter was sad because he had said that he was not Jesus' friend."

PRELUDE

SOCIAL

WORSHIP

STORY

GROUPS

HOME

25 MINUTES

TALK
ABOUT GOD
BIBLE STORY
REVIEW



EXPLORE

an activity that channels a preschooler's innate curiosity into a discussion of the week's crucial concepts

(Hold up Image #4.) "Peter and Jesus are on the beach, and they're smiling! After Jesus died on the cross, He came back! He talked with Peter, and Peter knew that even though he'd messed up, Jesus STILL loved him, no matter what."

AFTER THE ACTIVITY: "Great job, friends! Peter learned that Jesus loved him, no matter what! Guess what? Jesus loves us, too. I spy lots and lots of friends who Jesus loves. He wants to be our friend forever. Peter went on to tell everyone that Jesus is God's son and that He wants to be our friend forever. He helped so many people believe in Jesus. And we can, too! Tell me, **who can believe in Jesus? I can believe in Jesus.**"



PRELUDE

SOCIAL

WORSHIP

STORY

GROUPS

HOME

25 MINUTES

**LIVE
FOR GOD
APPLICATION
ACTIVITY**



THINK

an advanced activity specifically designed for older preschoolers

BIBLE STORY

I spy someone Jesus loves,
no matter what.

PETER'S DENIAL
LUKE 22:54-62;
JOHN 21:15-19;
EPHESIANS 2:8-9

MEMORY VERSE

"These are written so that you
may believe that Jesus is the
Christ, the Son of God."

JOHN 20:31, NLV

KEY QUESTION

Who can believe in Jesus?

BOTTOM LINE

I can believe in Jesus.

BASIC TRUTH

Jesus wants to be my friend
forever.

3. YES OR NO

WHAT YOU NEED: No supplies needed.

WHAT YOU DO:

BEFORE THE ACTIVITY: Teach the children sign language for "yes" and "no." For "no" in sign language, put your index finger and middle finger together then tap them against your thumb. Think of your fingers as an upper lip and your thumb as a bottom lip, and you're closing the mouth. For "yes," think of your fist as your head. Raise and lower your fist, bending at the wrist, to nod "yes." Practice several times with the children.

DURING THE ACTIVITY: Ask the children the following questions and have them answer "yes" or "no" in sign language.

- Does Jesus love us when we disobey? (Yes)
- Will Jesus ever stop loving us? (No)
- Can you believe in Jesus? (Yes)

Repeat as desired.

WHAT YOU SAY:

BEFORE THE ACTIVITY: "I'm going to teach you how to talk with your hands! It's called sign language."

DURING THE ACTIVITY: "First, let's learn how to say, 'No,' in sign language. Hold two fingers up with your thumb out. (*Demonstrate.*) Bring your fingers down to your thumb. (*Demonstrate.*) Great job! That is how you say, 'No,' in sign language.

"Now, let's learn how to say, 'Yes,' in sign language. Make a fist. (*Demonstrate.*) Move your fist like you would nod your head. (*Demonstrate.*) Way to go! I'm going to ask you questions, and you can answer them in sign language." (*Continue the activity.*)

AFTER THE ACTIVITY: "That was so much fun! Jesus loves us, no matter what. **Who can believe in Jesus? I can believe in Jesus!**"



PRELUDE

SOCIAL

WORSHIP

STORY

GROUPS

HOME

25 MINUTES

**LIVE
FOR GOD
APPLICATION
ACTIVITY**



MOVE

an activity that uses a preschooler's natural desire to move to help them learn

BIBLE STORY

I spy someone Jesus loves, no matter what.

PETER'S DENIAL
LUKE 22:54-62;
JOHN 21:15-19;
EPHESIANS 2:8-9

4. I SPY HUGS

WHAT YOU NEED: A plush heart

WHAT YOU DO:

DURING THE ACTIVITY: Gather the children to sit in a circle with you in the activity area. Hold the heart in your lap. Use the suggestions below to "spy" a friend to come give the plush heart a hug. Choose categories that will include as many children as possible so that everyone has the opportunity to give the heart a hug.

Categories:

Colors of clothing, type of shoes, hair or eye color, type of clothing (*like shorts, jeans, dress*), accessories (*like eye glasses, a watch, a hat*)

WHAT YOU SAY:

DURING THE ACTIVITY: "Friends, come sit with me. I have this special heart. I'm going to call a friend who I spy with my little eye. If it's you, come give our heart a big hug. Everyone have their listening ears ready? (Pause.) Great!

"I spy a friend with a [color] shirt on! Come give the heart a hug.

"I spy a friend wearing tennis shoes. Come give the heart a hug.

"I spy a friend with red hair. Come give the heart a hug.

"I spy a friend wearing a hat. Come give the heart a hug." (*Replace with statements that apply to the children in your classroom.*)

MEMORY VERSE

"These are written so that you may believe that Jesus is the Christ, the Son of God."

JOHN 20:31, NLV

KEY QUESTION

Who can believe in Jesus?

BOTTOM LINE

I can believe in Jesus.

AFTER THE ACTIVITY: "Great job, friends. I spy friends Jesus loves, no matter what! Jesus loves you and wants to be your friend forever. You can believe in Jesus because He loves you. **Who can believe in Jesus? I can believe in Jesus.**"

BASIC TRUTH

Jesus wants to be my friend forever.



PRELUDE

SOCIAL

WORSHIP

STORY

GROUPS

HOME

25 MINUTES

**LIVE
FOR GOD
APPLICATION
ACTIVITY**



CREATE

an activity that allows preschoolers to review the Bible story, bottom line, or memory verse by creating a craft to take home

BIBLE STORY

I spy someone Jesus loves,
no matter what.

PETER'S DENIAL
LUKE 22:54-62;
JOHN 21:15-19;
EPHESIANS 2:8-9

5. MAGNIFY

WHAT YOU NEED: "Magnify" Activity Page, cardstock, scissors, sentence strips (long enough to wrap around a child's head), glue sticks, heart stickers, and clear tape

WHAT YOU DO:

BEFORE THE ACTIVITY: Copy "Magnify" onto cardstock and cut on the dotted lines, one cutout per child.

DURING THE ACTIVITY: Help the children glue the magnifying glasses to the middle of the sentence strips. Encourage the children to place heart stickers on the magnifying glass and sentence strip.

AFTER THE ACTIVITY: Place the sentence strip around the child's head and secure with the tape.

WHAT YOU SAY:

BEFORE THE ACTIVITY: "We are going to make 'I Spy' hats!"

DURING THE ACTIVITY: "First, we need to glue the magnifying glass to this long strip of paper (point and do activity). Great job! Let's place hearts all over our hat."

AFTER THE ACTIVITY: "Way to go! Let's put on our hats. (Wrap strips around children's heads and secure with tape.) With our hats, we can spy someone who Jesus loves. Jesus loves everyone! **Who can believe in Jesus? I can believe in Jesus!**"

MEMORY VERSE

"These are written so that you may believe that Jesus is the Christ, the Son of God."

JOHN 20:31, NLV

KEY QUESTION


Who can believe in Jesus?

BOTTOM LINE

I can believe in Jesus.

BASIC TRUTH

Jesus wants to be my friend forever.



PRELUDE

SOCIAL

WORSHIP

STORY

GROUPS

HOME

25 MINUTES

**PRAY
TO GOD**
PRAYER
ACTIVITY



REFLECT

an activity that encourages personal application and prayer

BIBLE STORY

I spy someone Jesus loves,
no matter what.

PETER'S DENIAL
LUKE 22:54-62;
JOHN 21:15-19;
EPHESIANS 2:8-9

MEMORY VERSE

"These are written so that you
may believe that Jesus is the
Christ, the Son of God."

JOHN 20:31, NLV

KEY QUESTION

Who can believe in Jesus?

BOTTOM LINE

I can believe in Jesus.

BASIC TRUTH

Jesus wants to be my friend
forever.

6. JOURNAL AND PRAYER

WHAT YOU NEED: Paperclip "Memory Verse Card" in your Bible at John 20:31. Provide a journal and a fun-shaped pen for each Small Group.

SMALL GROUP LEADER (SGL): "It's small group time! Today, we'll hop two hops forward and one hop back. Two hops forward and one hop back, until we get to our Small Group spot. Let's practice. Do what I do!

"One! (*Hop forward.*) Two! (*Hop forward.*) Three! (*Hop backward.*)

"Good job! I think we've got this. Get ready to hop and follow me!

(*Hop twice forward and once backward, as you count aloud, until you get to your Small Group spot.*)

"One! (*Hop forward.*) Two! (*Hop forward.*) Three! (*Hop backward.*) One! (*Hop forward.*) Two! (*Hop forward.*) Three! (*Hop backward.*)

"Whew! We made it! Let's sit down and talk about today's Bible story. One, two, three, sit down with me! (*Open the Bible and lay it in front of the children.*)


"Our Bible story, today, was about a man named Peter. Peter was a friend of Jesus, but when Jesus was taken away, Peter told people he didn't even know Jesus. Do you know how many times Peter said he didn't know Jesus? (*Pause.*) Three times! One, two, three!

"But Jesus loved Peter, anyway. That's right. Jesus loved Peter, no matter what. You can read all about it, right here in the Bible. (*Hold up the Bible.*)

"And we know if Jesus loved Peter, no matter what, we can believe Jesus loves us, no matter what, too! That's why when I ask you, '**Who can believe in Jesus?**', I want you to say, '**I can believe in Jesus.**' Ready? **Who can believe in Jesus?**"

CHILDREN AND SGL: "I can believe in Jesus!"

SGL: "You got it! And we're going to keep practicing the same Bible verse this month. You'll even have another chance to get a sticker (*or hand stamp*) at the



PRELUDE SOCIAL WORSHIP STORY **GROUPS** HOME

25 MINUTES

**PRAY
TO GOD
PRAYER
ACTIVITY**



REFLECT

an activity that encourages personal application and prayer

end of the month.

“The Bible verse we are learning says that the stories in the Bible, like Peter’s, are written so we can believe in Jesus. The verse says . . . *(Turn the pages of your Bible to the Memory Verse Card.)*

“These are written so that you may believe that Jesus is the Christ, the Son of God, John 20:31. *(Close Bible and lay it down.)*

“Let’s stand up and say that together with the motions.”

CHILDREN AND SGL: “These are written *(open your hands like a book)* so that you *(point out)* may believe *(point to head)* that Jesus is the Christ, *(point up)* the Son of God. *(Rock baby.)* John 20:31.” *(Open your hands like a book.) (Repeat the verse with the motions a few times.)*

SGL: “Wow! You sound awesome! *(Give each child a high five.)*

“Now, let’s sit down so we can write in our prayer journal and talk to God. *(Hold journal and fun-shaped pen.)*

“Do you think it was right or wrong for Peter to tell people he wasn’t Jesus’ friend? *(Pause.)* You’re right. It was wrong. But we all do wrong things, sometimes. Right? I know I have. One time I *(appropriately share a time when you made a wrong choice).*

“I think we should make a list of some of our wrong choices. Maybe, you had a bad attitude, or you didn’t share, or you said mean words to your brother or sister. Maybe, you didn’t obey your mom or dad, or you broke something and told people you didn’t. Whatever it is, we can use our list to thank God that Jesus loves us, no matter what. After all, Jesus wants to be our friend FOREVER!

“So, think of one wrong thing you have done, and when I say your name, tell it to me. *(Say each child’s name and write down what they say. Remember to print the names so the children can recognize their names and the letters. Make sure you write down your addition so that you’re part of the list.)*

“Thank you for making this list with me. I know it’s hard to talk about the wrong things we have done, but the fantastic, amazing, wonderful news is that Jesus loves us, no matter what! Jesus will never, ever, EVER stop loving us! Let’s use the list we made when we talk to God. Would anyone like to pray before I pray?”

(Give each child who wants to pray the opportunity to do so.)

PRELUDE

SOCIAL

WORSHIP

STORY

GROUPS

HOME

25 MINUTES

PRAY
TO GOD
PRAYER
ACTIVITY



REFLECT

an activity that encourages personal application and prayer

PRAYER

SGL: "Dear God, thank You for sending Jesus to love us, no matter what. Sometimes, we mess up and we don't even mean to do it. Other times, we choose to do the wrong thing, and we're sorry for that. We're sorry for doing things like (*read the list you and the children made*). We are so thankful to have a friend like Jesus who will never stop loving us. We love You, God. In Jesus' name, amen."